




Wallace Tower

Elevators Levels 1 - 17

Level 1

- Garage Elevators
- Information Station 
- Valet / Drop-Off
- Welcome/Info Desk

Level 3

- ATM
- Beanstalk Coffee Shop
- Bridge Access 
- Conference Center
- Food Court
- Garage Elevators
- Gift Shop
- Information Station 
- Infusion Center
- Outpatient Laboratory
- Outpatient Pharmacy

Level 4

- Pediatric Radiology

Level 5

- Audiology
- Ophthalmology
- Otolaryngology (ENT)
- Pediatric Dentistry Clinic
- Speech, Language and Learning

Level 7

- Surgery Reception

Level 8

- Bariatric Surgery Clinic
- Dermatology
- Orthodontics
- Pediatric Orthopedics & Scoliosis
- Pediatric Radiology
- Pediatric Surgery
- Pediatric Urologic Surgery
- Plastic Surgery

Level 9

- Allergy and Immunology
- Asthma Center
- Blue Bird Circle Clinic for Pediatric Neurology
- Pediatric Neurosurgery
- Pulmonary Diagnostic Lab
- Pulmonary Medicine

Level 11

- Adolescent Gynecology
- Adolescent Medicine
- Diabetes
- Endocrinology

continued on next line

- Gastroenterology, Hepatology, Nutrition
- Physical Therapy Gym
- Renal
- Rheumatology
- Sports Medicine Clinic
- Young Women's Clinic

Level 14

- Cancer Center
- Hematology

Level 16

- Genetics
- Infectious Disease
- Pain Management Clinic
- Physical Medicine and Rehabilitation
- Psychology Service
- Spina Bifida Clinic

Level 17

- Complex Care Clinic
- International Adoption
- Junior League Children's Health Care Clinic
- Retrovirology
- Public Health Ped. Clinic
- Travel Medicine

Go to Level 1 or 3 to access Garage Elevators to  Parking Garage 16

Wallace Tower

Garage Elevators Levels B4-3

Levels B1 - B4

- Parking Garage 16



Level 1

- Elevators- Levels 1-17
- Information Station
- Valet / Drop-Off
- Welcome/Information Desk



Level 3

- ATM
- Beanstalk Coffee Shop
- Bridge Access
- Conference Center
- Elevators- Levels 1-17
- Food Court
- Gift Shop
- Information Station
- Infusion Center
- Outpatient Laboratory
- Outpatient Pharmacy



Go to Level 1 or 3 to access the Elevators to Levels 1-17

Wallace Tower is Open Mon - Fri, 6am - 7pm
After Hours Access limited to Levels B4-3

Use Level 3 to Access Other Buildings at Texas Children's Hospital

*Wallace Tower Está Abierta de Lunes - Viernes, 6am - 7pm
Después de Horas Laborales el Acceso es limitado a Los Niveles B4-3*

Use el Nivel 3 Para Tener Acceso a los Otros Edificios en Texas Children's Hospital